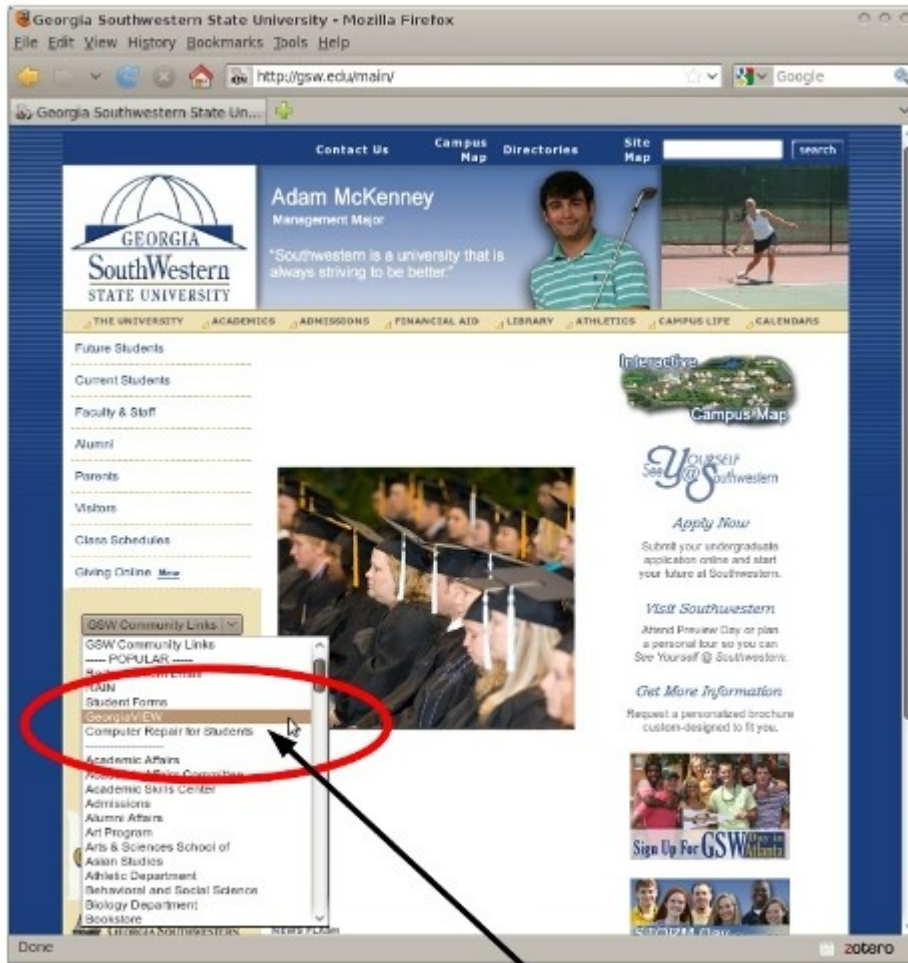


Getting started with online classes in Arts & Sciences

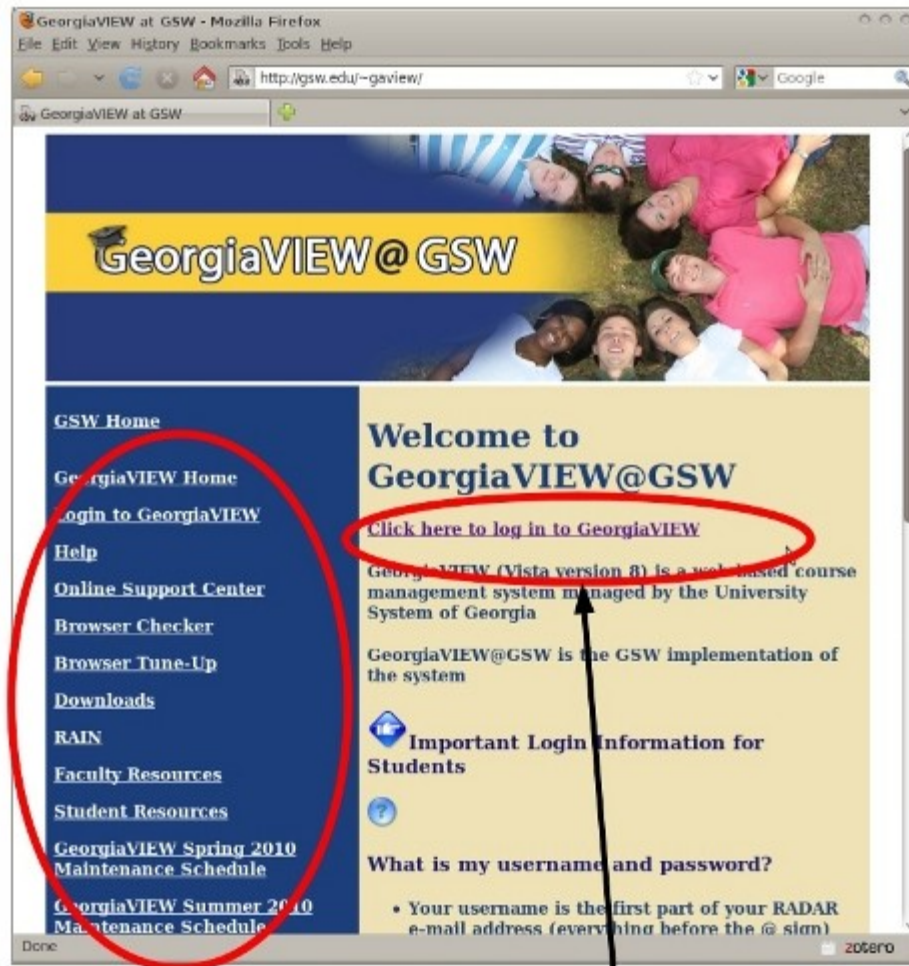
Logging into the GeorgiaView System

Go to the GSW homepage (www.gsw.edu) and click on the "GeorgiaView" link from the drop-down menu.



The GeorgiaView homepage

The GeorgiaView home page has resources for getting started with GeorgiaView.

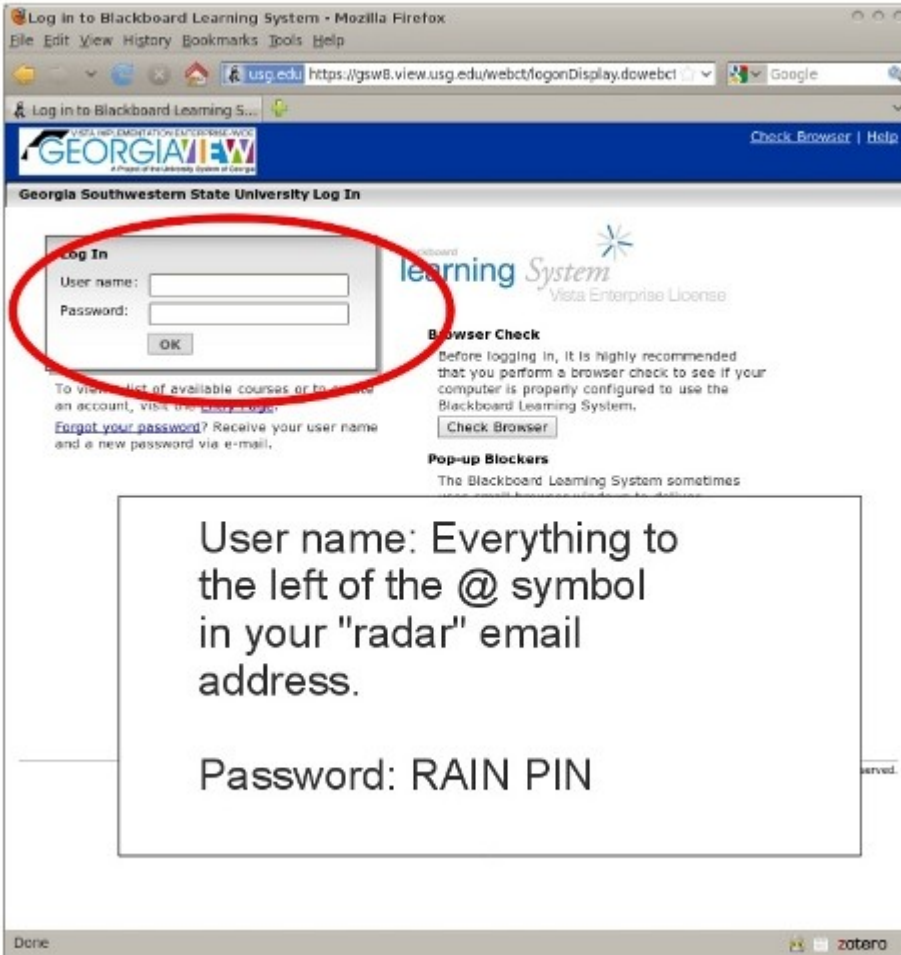


Help Resources

Link to GeorgiaView

The links on the left side of the GeorgiaView home page are helpful if you need technical support. You should test your browser and software before you log in the first time by using the [browser checker](#) link. Be sure to make any software changes that the system recommends in order to make GeorgiaView work properly. Pop-up blocking software must be turned off for GeorgiaView.

Click on the [Click here to log in to GeorgiaView](#) link to access GeorgiaView. The GeorgiaView system can also be accessed directly by entering this address into your web browser: gsw8.view.usg.edu



Your GeorgiaView username is the first part of your RADAR e-mail address (everything to the left of the @ sign). Your initial password is the same as your RAIN PIN.

You can change your GeorgiaView password once you've logged into the system. Do not forget your password once you've changed it!

You should be able to see a list of your courses once you've logged into the GeorgiaView system.

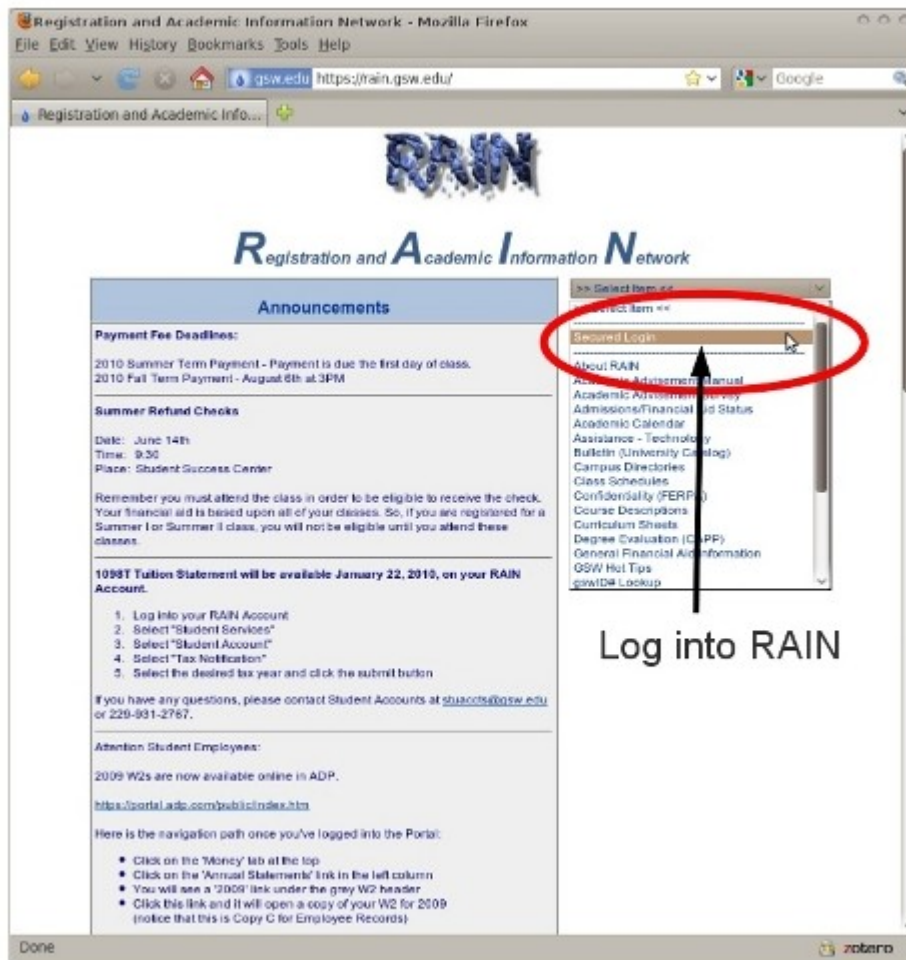
Obtaining Your User Name and Password

If you are new to Georgia Southwestern, you may need to determine your GeorgiaView user name and password before you can log into GeorgiaView.

Step 1: Get your student ID number from the [GSW ID lookup page](#).

Step 2: Determine your RAIN password by following the instructions on the [About RAIN page](#).

Step 3: Go to the [RAIN](#) homepage and click on the secured access link from the drop-down menu.



Step 4: Determine your student email address from RAIN by clicking on the "personal information" and "email" links.

Step 5: Everything to the left of the @ symbol in your student email address is your GeorgiaView user ID. The GeorgiaView password is the same as the RAIN password.

A graphical summary of the steps for accessing RAIN and determining the radar email address.

RAIN:

To find your gswID:

1. Choose gswID# Lookup from the public domain dropdown box of RAIN.
2. Enter information as requested.



A form with two input fields. The first field is labeled 'User ID:' and the second is labeled 'PIN:'. Both fields are empty.

User ID: Your gswID (nine digits). Your GSW ID card has 10 digits (for recording keeping purposes) and you should use the first nine digits if you are looking at the number on your ID card.

PIN: Your birthdate in 6 digits.
(MMDDYY) Feb 13, 1988 is 021388

RADAR:

To find your email address:

1. Log into the secured site of RAIN.
2. Click on Personal Information.
3. Choose view email addresses.



A screenshot of a login page titled 'radar.gsw.edu Login'. It features a 'Username:' field, a 'Password:' field, and a 'Login' button.

Sample email address: lwitt3@radar.gsw.edu
Username: lwitt3
Your username is the characters before the @ symbol. The '@radar.gsw.edu' part of the address is ***not*** part of your username to log on to RADAR.

Password: Your password is initially set as the 6 digits of your gswID number after 913.

Technical help

Try the following links to help resources if things are not working properly:

- [Using GSW Technology](#): A helpful guide to getting your username and password.
- [GSW GeorgiaView help](#)
- [Online support center](#)
- [Browser checker](#) and [downloads](#)
- [Student resources](#)